



Measuring Availability and Stock-outs Using Mobile Technologies: What PMA2020 Tells Us

Scott Radloff and Sally Ann Dunst,
Bill & Melinda Gates Institute,
Johns Hopkins Bloomberg School of Public Health

October 9, 2015

Supply-side Features of PMA2020:

- ✓ *From a nationally-representative set of sentinel enumeration areas:*
 - *Households are randomly selected and females age 15-49 interviewed and*
 - *Facilities (public and private) that serve that community are selected and interviewed*
- ✓ *Surveys are repeated every 6 months for 2 years, then annually*
- ✓ *New households selected each round, but facilities are largely the same: panel*
- ✓ *Facility survey encompasses questions on:*
 - *Family planning services offered (provided, counseled, referred, charged for)*
 - *Visual observations of contraceptive commodities in stock*
 - *Count of number of users (new/total) by method*

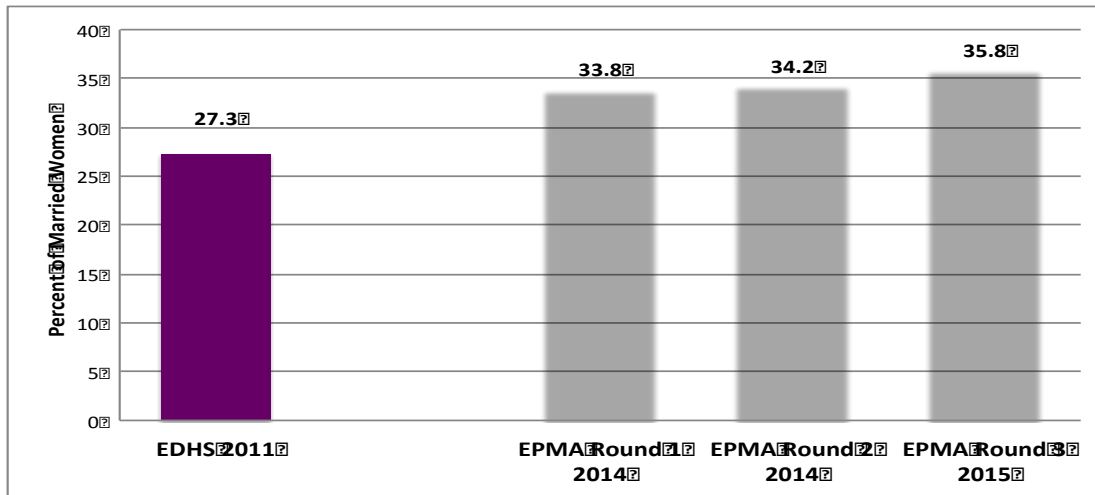


PMA Countries:

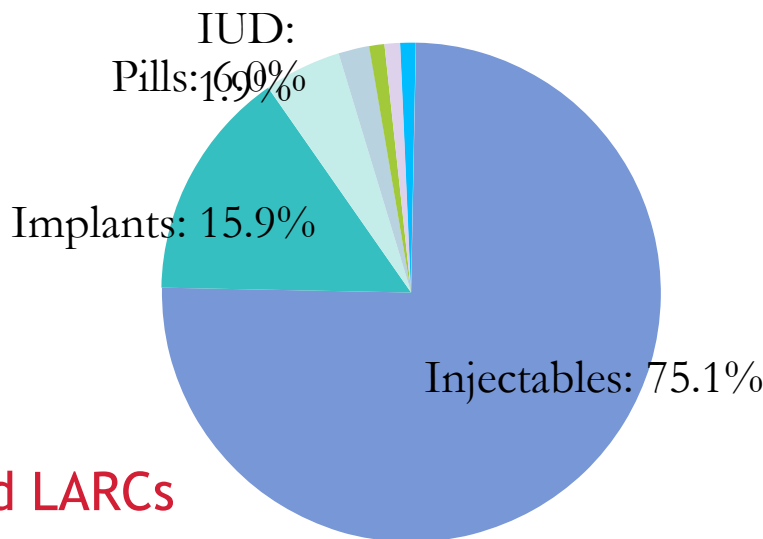
Ghana,, DR Congo, Ethiopia, Uganda, Kenya

, Burkina Faso, Nigeria, Niger,

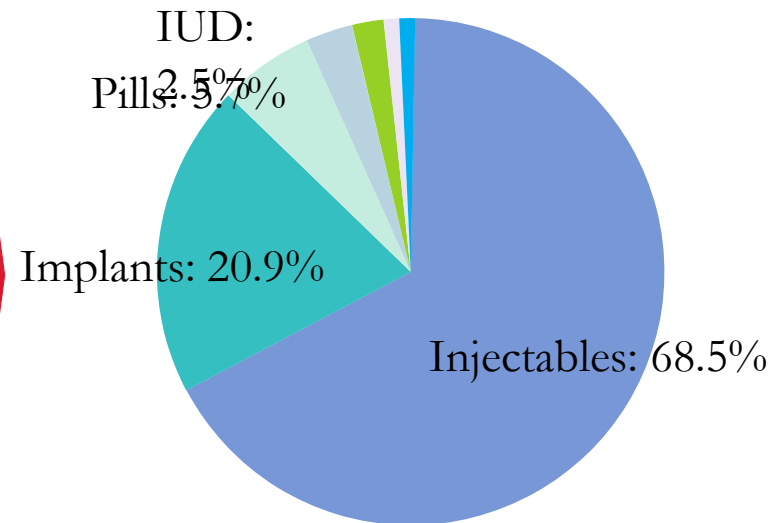
ETHIOPIA - PMA's Female Survey shows:



2 Point annual increases in mCPR and...



Round One



Round Three

Method Mix shifts toward LARCs

ETHIOPIA - PMA Facility Survey reveals similar shifts:

Method	Round 1	Round 2	Round 3
Sterilization	1,37	1	17
IUD	1,909	1,729	2,399
Implants	1,696	1,244	1,748
Injectable	2,080	3,326	2,592
Pill	1,908	1,680	1,204
Condom	2,143	4,034	6,310

Number of total users (past month):



IUD & implant



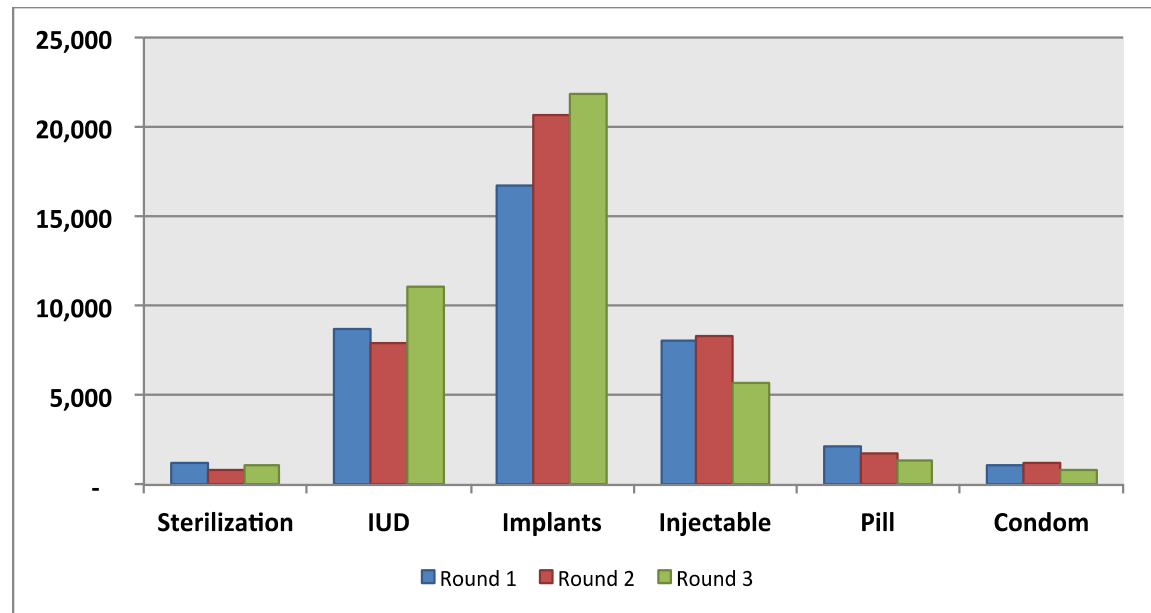
injectable, pill, condom

Expressed in CYP:

13% increase over 3 rounds

3 methods make up 96% of CYP:

- Implant 55%
- IUD 28%
- Injectable 14%



Note: 403 facilities surveyed, of which 84 hospitals, 205 health centers, 96 health posts, 54 private.

ETHIOPIA - Method Availability by Facility Type

Round 3 (Public Facilities)

- 87% of primary-level provide 3 or more methods
- 90% of higher-level provide 5 or more

Facility Type	3 or more methods	5 or more methods
Hospital (n=84)	98%	98%
Health Center (n=205)	99%	85%
Health Post (n=96)	87%	17%
Total (n=386)	95%	71%

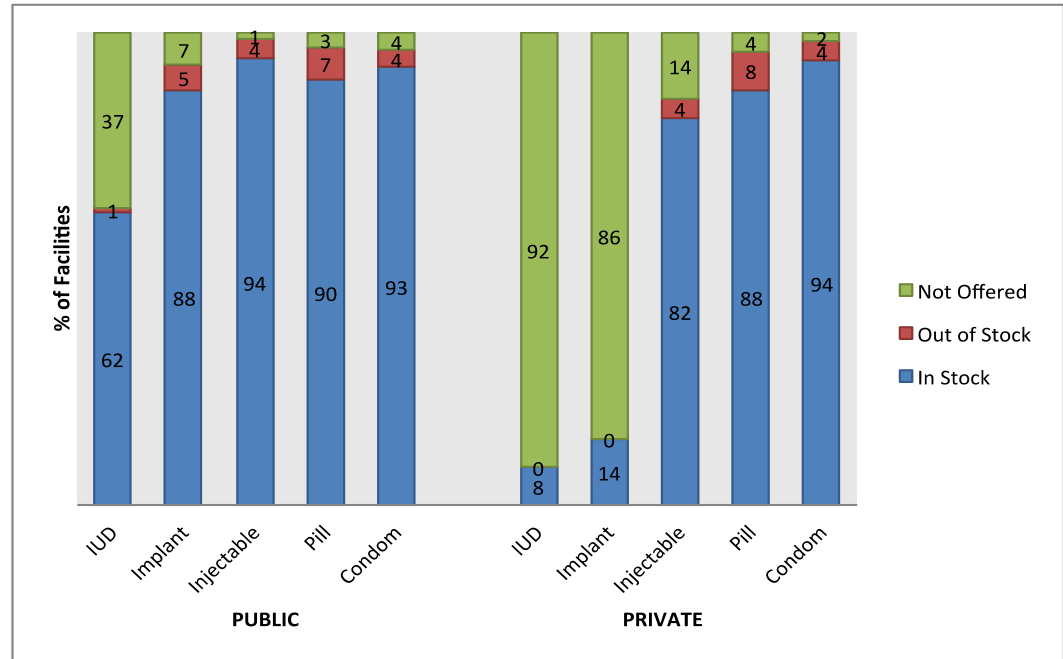
	Round 1	Round 2	Round 3
% Offering 5 or more Methods			
Hospital	83.3	92.1	97.6
Health Center	57.1	83.4	85.4
% Offering 3 or more Methods			
Health Post	59.5	78.8	86.5

Method Availability by Round

- Each facility type increased
- Most dramatic among:
 - Health Centers
 - Health Posts

ETHIOPIA - Availability and Stock-outs by Method

- High levels of method availability across all public facilities (only IUDs fall below 90%)
- Private facilities tend to provide short-acting and little long-acting methods
- Day of observation stock-outs relatively limited, slightly higher for short-acting methods



	Round 2	Round 3
IUD	1.6	2.9
Implant	5.4	2.2
Injectable	4.1	2.0
Pill	7.2	4.0
Condom	4.1	3.1

Method Stock-Outs by Round: Public

- Stock-outs declined btw round 2 & 3
- Except for IUD

Note: Round 1 not included due to definition change.

Future analysis

- Continued performance tracking (availability, uptake, stock-outs)
- Triangulation with HMIS
- Geospatial analysis

• *Thank you*

