



**KATHMANDU**

25-28 MARCH 2019 / KATHMANDU, NEPAL

**19<sup>TH</sup> GENERAL MEMBERSHIP MEETING OF THE  
REPRODUCTIVE HEALTH SUPPLIES COALITION**

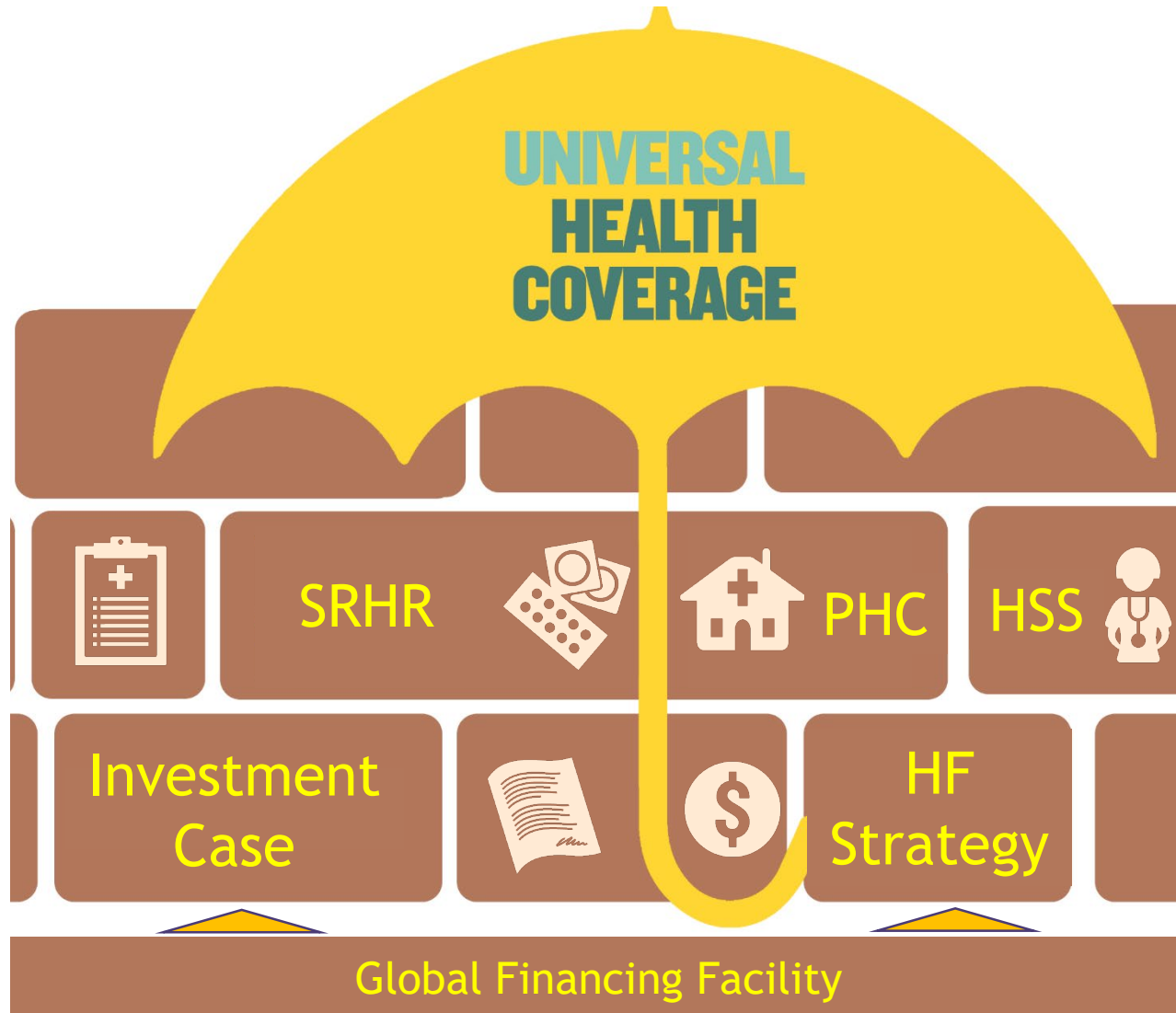


# Leveraging the Global Financing Facility to meet Reproductive Health Commodity Gaps and achieve Universal Health Coverage

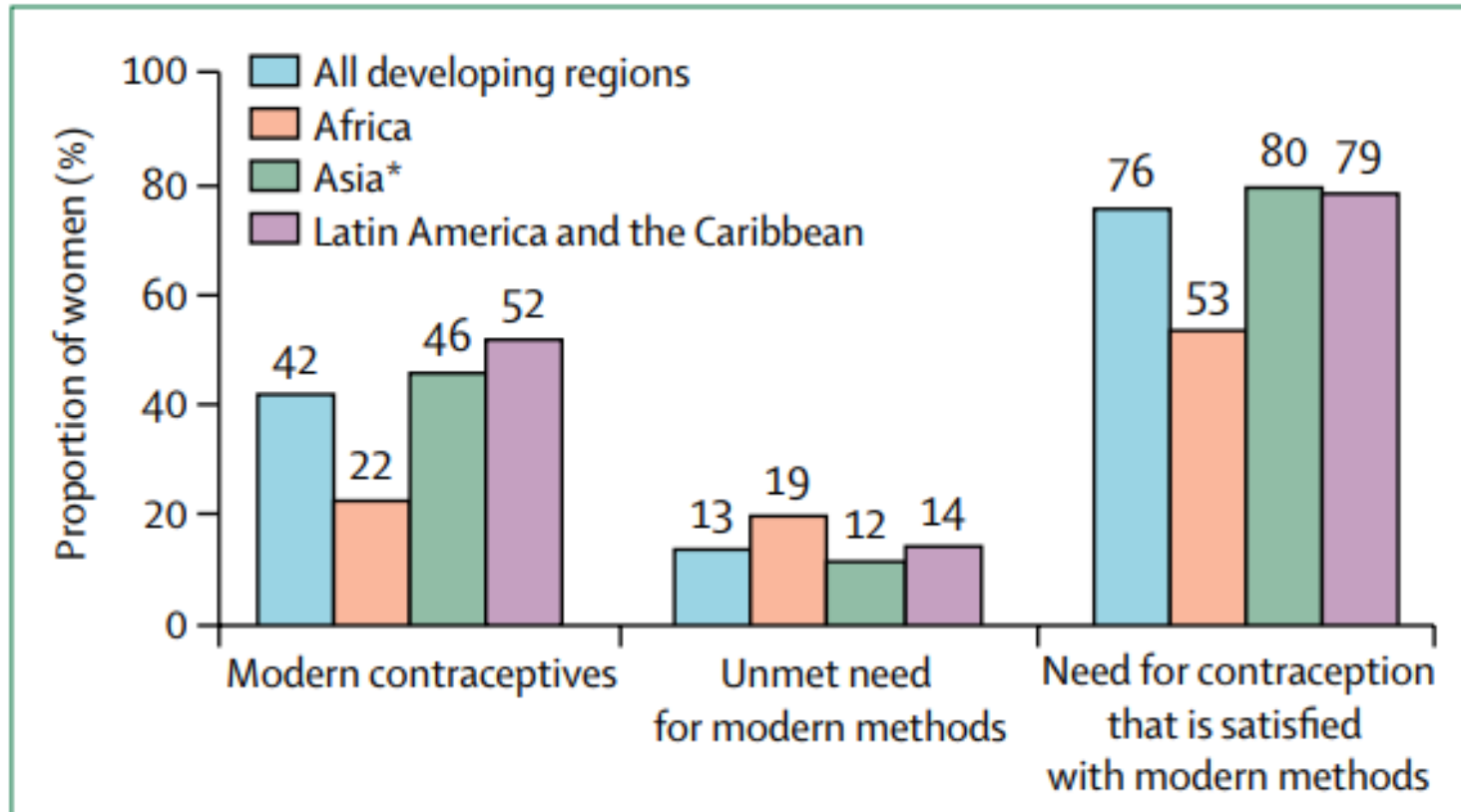
Angeline Mutunga - Global Director, Policy and Advocacy, Jhpiego

Joyce Kyalo - Regional Health Financing and Advocacy Advisor, E4A-MamaYe, Options

# Global Financing Facility: Closing the RH supplies funding gaps for UHC



## The landscape Dilemma! - High demand and low supply



*Proportion of all women aged 15-49 years who use modern contraception, who have unmet need for modern methods, and who have a contraceptive need that is satisfied with use of modern methods, 2017*

*The Lancet, 2018. 'Accelerate progress- sexual and reproductive health and rights for all: report of the Guttmacher-Lancet Commission' P.2658*



# UGANDA GFF Costing output for RMNCAH Commodities and Equipment



## GFF Procurement of RMNCAH Commodities and Equipment to be initiated Immediately

Product	Unit	Unit Cost	2017	2018	2019	Total Requirements	Total Cost	Warehouse
Cycle beads	each	\$ 1.48	25,727	27,162	28,574	81,464	\$ 120,565.98	UHMG
IUDs	each	\$ 0.63	22,016	23,722	-	45,738	\$ 28,815.08	NMS
Pills (COCs)	cycles	\$ 0.27	1,215,617	1,283,402	-	2,499,019	\$ 674,735.10	NMS
Misoprostol 200mg tablets	tablet	\$ 0.13	1,012,886	1,033,568	1,054,579	3,101,032	\$ 387,629.01	NMS
Magnesium Sulfate 50%	amps	\$ 2.20	55,836	56,976	58,134	170,945	\$ 376,079.86	NMS
Pregnancy test kit	strip	\$ 0.40	144,603	317,540	608,547	1,070,690	\$ 428,275.97	NMS/UHMG
Amoxicillin 250mg DTs for iCCM	tablet	\$ 0.03	-	-	71,280,000	71,280,000	\$ 1,924,560.00	NMS
ORS/zinc - copackaged for iCCM	co-packages	\$ 0.44	-	-	1,440,000	1,440,000	\$ 633,600.00	NMS
1-rod Implant (3 year)	each	\$ 8.50	119,383	119,383		238,766	\$ 2,029,511.00	NMS
Total Product Cost							\$ 4,574,261.01	
PSM Fees - 30%							\$ 1,372,278.30	
Total Product + PSM Fees							\$ 5,946,539.31	
<b>INSERTION &amp; REMOVAL KITS</b>								
Product	Unit	Unit Cost	2016	2017	Total Requirements	Total Cost	Comments	Warehouse
Kits for insertion and removal of implants	each	\$ 25.50	23,055	24,551	47,607	\$ 1,213,970.34	Kit for 25 insertions/ removals	NMS/UHMG
Kits for insertion and removal of IUDs	each	\$ 241.23	2,788	3,010	5,798	\$ 1,398,533.61	Kit for 90 insertions/ removals	NMS/UHMG
Total Product Cost						\$ 2,612,503.95		
PSM Fees - 30%						\$ 783,751.18		
Total Product + PSM Fees						\$ 3,396,255.13		



**GFF PROCUREMENT OF RMNCAH COMMODITIES AND EQUIPMENT TO BE INITIATED IN 2018-19 FINANCIAL YEAR**

Product	Unit	Unit Cost	2020	2021	Total Requirements	Total Cost	Warehouse
Cycle beads	each	\$ 1.48	30,889	33,318	64,207	\$ 95,026.37	UHMG
IUDs	each	\$ 0.63	-	-	-	\$ -	NMS
Pills (COCs)	cycles	\$ 0.27	-	-	-	\$ -	NMS
Misoprostol 200mg tablets	tablet	\$ 0.13	1,086,216	1,118,802	2,205,018	\$ 275,627.30	NMS
Magnesium Sulfate 50%	amps	\$ 2.20	59,878	61,674	121,552	\$ 267,415.17	NMS
Pregnancy test kit	strip	\$ 0.40	938,540	1,011,554	1,950,094	\$ 780,037.77	NMS/UHMG
Amoxicillin 250mg DTs for iCCM	tablet	\$ 0.03	71,280,000		71,280,000	\$ 1,924,560.00	NMS
ORS/zinc - copackaged for iCCM	co-packages	\$ 0.44	1,440,000		1,440,000	\$ 633,600.00	NMS
1-rod Implant (3 year)	each	\$ 8.50			-	\$ -	NMS
<b>Total Product Cost</b>						<b>\$ 3,976,266.61</b>	
<b>PSM Fees - 30%</b>						<b>\$ 1,192,879.98</b>	
<b>Total Product + PSM Fees</b>						<b>\$ 5,169,146.60</b>	

**Commodities**

2017	5,946,539
2018	5,169,147
<b>Total</b>	<b>11,115,686</b>

**INSERTION & REMOVAL KITS**

Product	Unit	Unit Cost (USD)	2018	2019	Total Requirements	Total Cost	Warehouse
Kits for insertion and removal of implants	each	\$ 25.50	31,917	41,492	73,409	\$ 1,871,921.49	NMS/UHMG
Kits for insertion and removal of IUDs	each	\$241.23	4,816	7,706	12,522	\$ 3,020,563.27	NMS/UHMG
<b>Total Product Cost</b>						<b>\$ 4,892,484.76</b>	
<b>PSM Fees - 30%</b>						<b>\$ 1,467,745.43</b>	
<b>Total Product + PSM Fees</b>						<b>\$ 6,360,230.19</b>	

**LARCS insertion/ Removal Equipment**

2017	\$ 3,396,255.13
FY 2018_19	\$ 6,360,230.19
<b>Sub-total</b>	<b>\$ 9,756,485.32</b>

## Uganda contraceptive and Equipment needs and GFF support 2017-2021

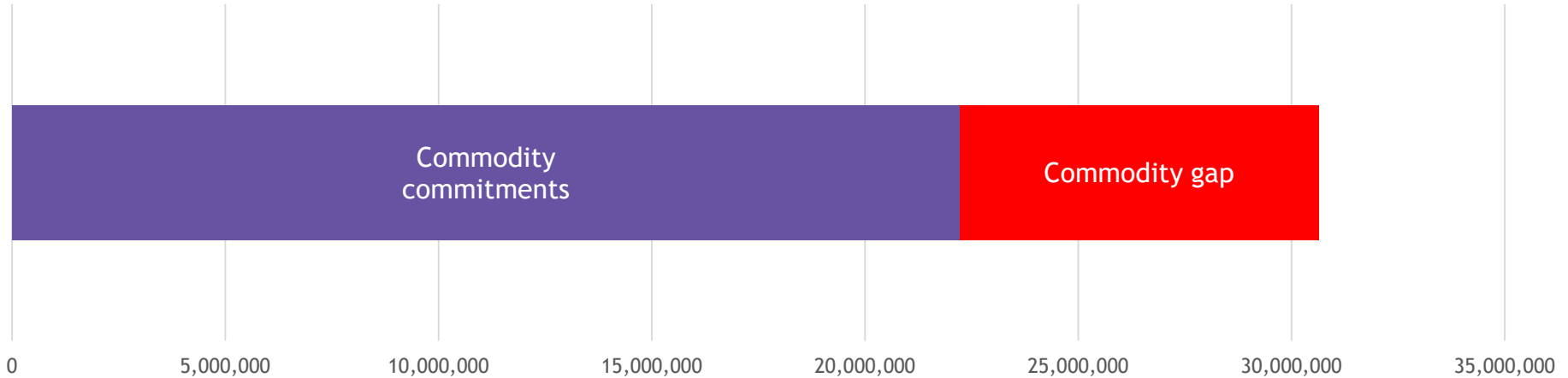
Sector		18/19	19/20	20/21	Total (2018-2021)
Public		\$ 10.4 Million	\$ 13 Million	\$ 14 Million	\$37.4 Million
Private Not for Profit		\$16.4 Million	\$ 20.5 Million	\$ 22.2 Million	\$ 59.1 Million
FP equipment		\$ 2 Million	\$ 2.5 Million	\$ 2.9 Million	\$ 7.4 Million
<b>Total</b>		<b>\$28.8 Million</b>	<b>\$ 36 Million</b>	<b>\$ 39.1 Million</b>	<b>\$ 103.9 Million</b>

### Global Financing Facility Contribution

Year	2017	2018/19		2020/2021	Total (2017-2021)
Contraceptives	\$ 5.9 Million	\$ 5.2 Million		\$ 5.2 Million	\$ 16.3 Million
Equipment	\$3.4 Million	\$6.4 Million		-	\$ 9.8 Million
<b>Total</b>	<b>\$ 9.3 Million</b>	<b>\$11.6 Million</b>		<b>\$ 5.2 Million</b>	<b>\$ 26.1 Million (25%)</b>



## FP Commodity Financing - Uganda



Source: FP Commodity forecast and quantification report, 2018. USD



OOP Expenditure

40.96%



In 2010, total contribution by households to RH services was 74%

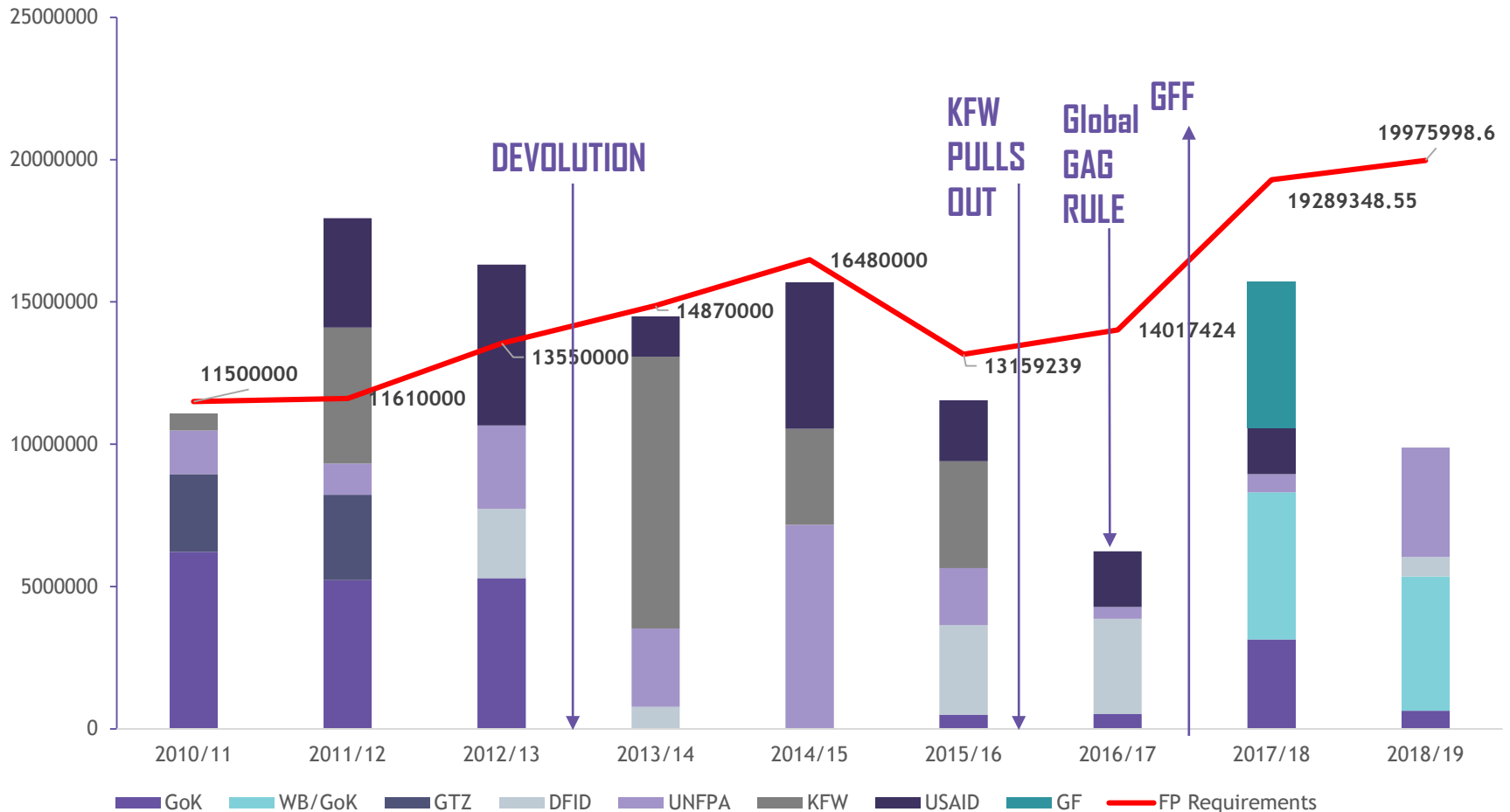




# Kenya - FP Commodity Financing Trends



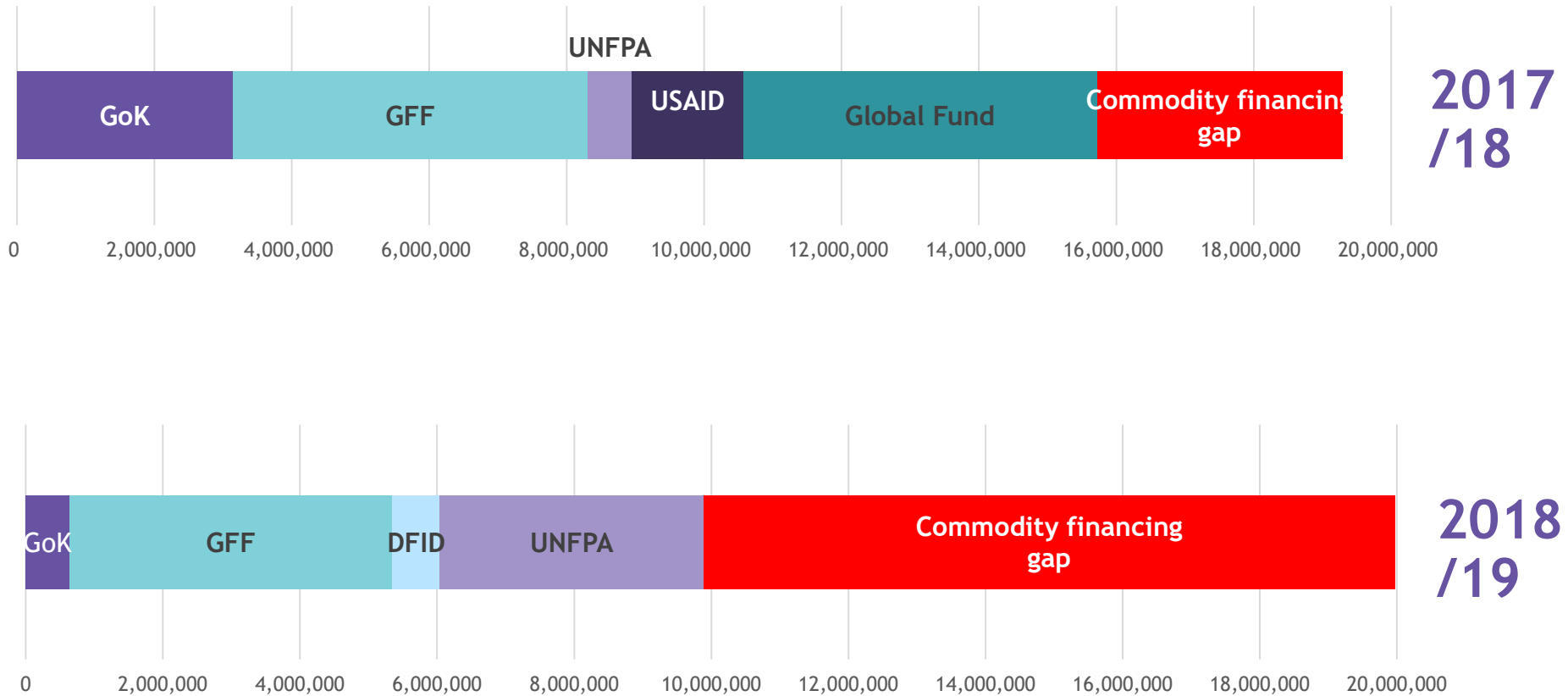
## FP Commodity Financing Trends - Kenya



Source: FP F&Q reports, budget estimates and GFF CSOs Accountability Scorecard Round II report



## Role of GFF in FP Commodity Financing - Kenya

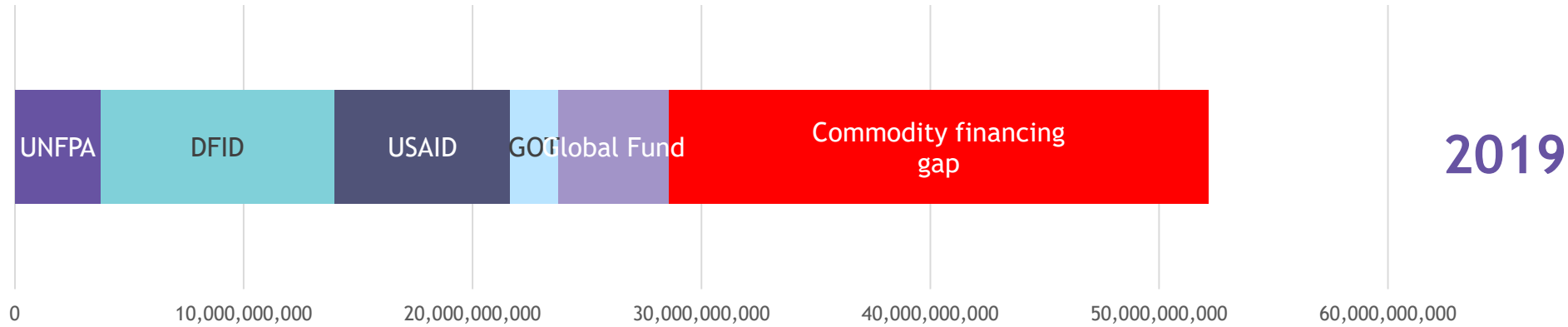


Source: F&Q FP reports, budget estimates and KEMSA procurement reports



# Tanzania - FP Commodity Financing

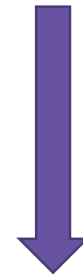
## FP Commodity Financing - Tanzania



Source: MOHSW Forecast, 2018, TZS

mCPR:

**40.2%**  
in 2016



**34.6%**  
in 2017



## Challenges



Additionality



Unpredictability



Equity

## Recommendations



- Strengthen civil society coalitions
- Advocate for increased and predictable domestic financing for health, including SRHR - UHC agenda?
- Increase external financing to support accountability mechanisms
- Track budget allocation and spending on RH supplies
- Identify innovative channels to increase SRHR services for adolescents and young people
- Explore opportunities for engaging the private sector, with an equity lens



# Global Civil Society Coordinating Group for the GFF

